

# UTA Board of Trustees Meeting

August 5, 2020



# Call to Order and Opening Remarks



# Public Comment

Due to the format of the meeting, no in-person comment will be taken

Public comment was solicited prior to the meeting through alternate means, including email, telephone, and the UTA website


All comments received were distributed to the board before the meeting and will be attached as an appendix to the meeting minutes



# Safety First Minute



# Workplace Physical Security Awareness Tips



# Consent Agenda

- a. Approval of July 22, 2020 Board Meeting Minutes



# Recommended Action (by acclamation)

Motion to approve consent agenda



# Agency Report

- a. Ridership Report



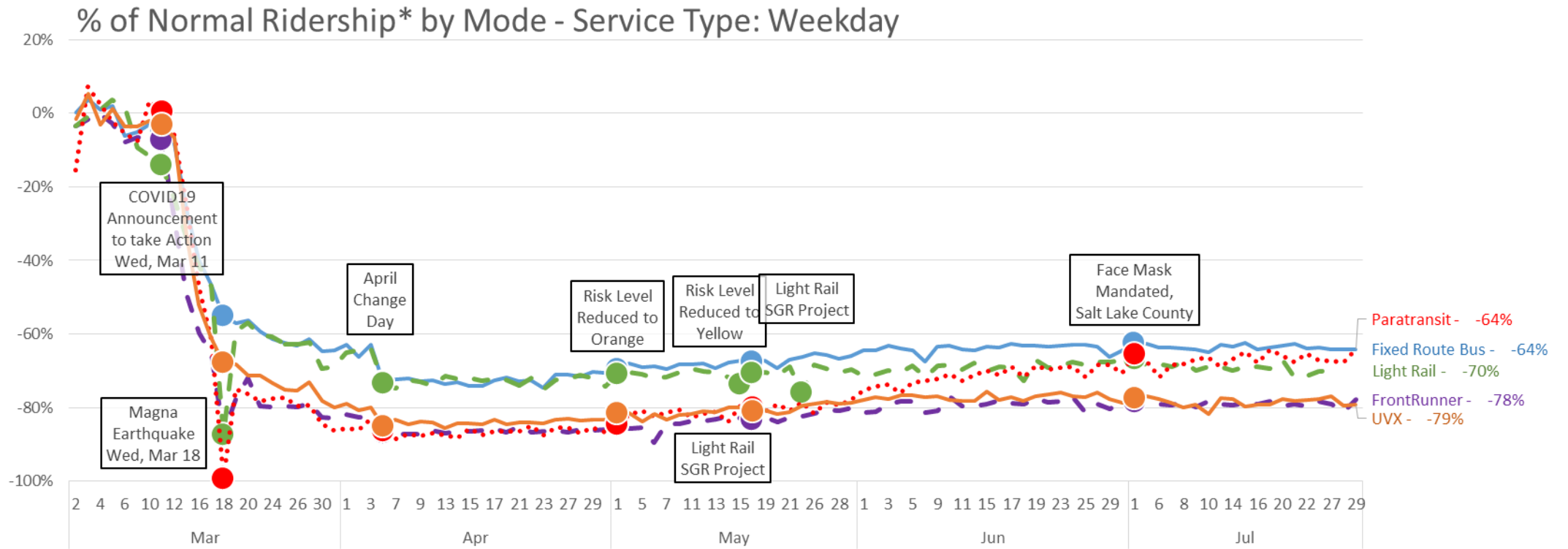


# **Service Update During Covid-19 Pandemic**

**August 5, 2020**



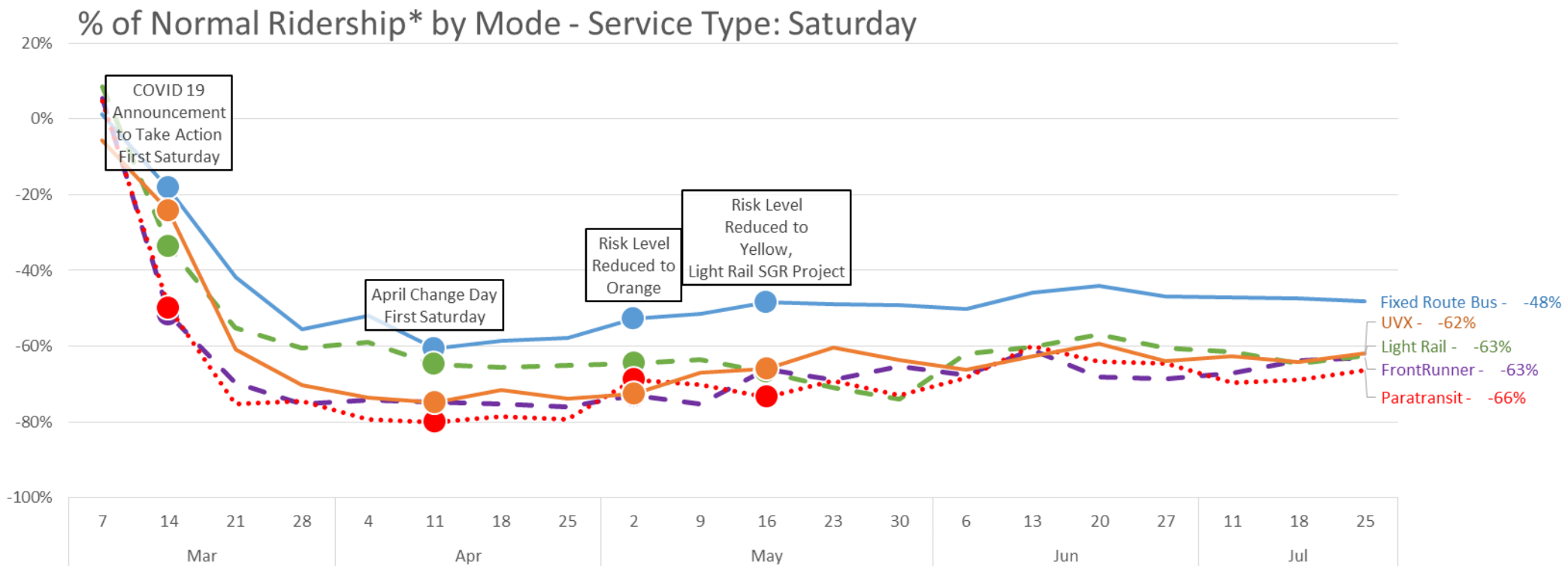
# Weekday Ridership Update



- Weekday Ridership – 50,510



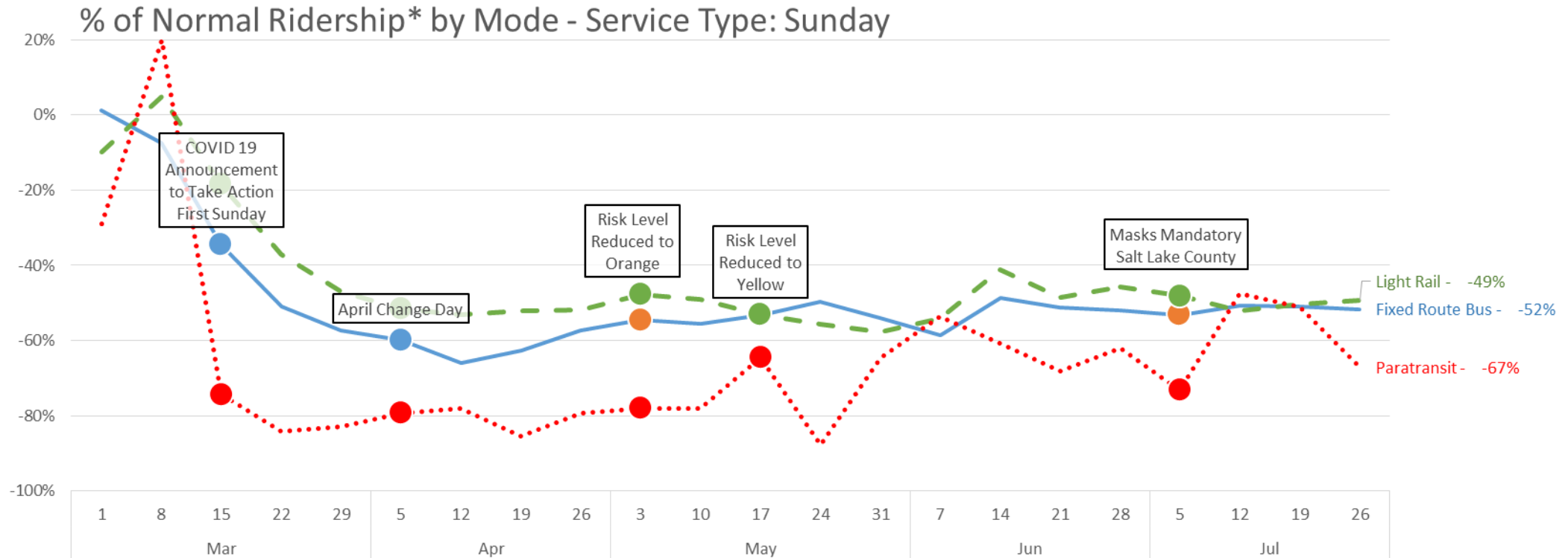
# Saturday Ridership Update



- Saturday Ridership – 33,679



# Sunday Ridership Update



- Sunday Ridership – 15,346



# Weekday Ridership Trend

Mode	Pre Covid 19	April 7th	Current	Current vs. Pre-Covid	Current vs. April 7th
Fixed Route Bus	81,439	21,865	29,203	-64%	34%
Commuter Rail	18,869	2,408	4,202	-78%	75%
Light Rail	54,316	13,752	16,351	-70%	19%
Paratransit	1,590	183	570	-64%	211%
Micro Transit	426	91	184	-57%	102%
<b>Total</b>	<b>156,640</b>	<b>38,299</b>	<b>50,510</b>	<b>-68%</b>	<b>32%</b>



# UTA RECOVERY GOALS

- **Ridership**
- **Financial Sustainability**
- **Customer Confidence**



# August Change Day Service Restoration

- Restoring 91% of miles/hours

- Improved or restored service = 46%
- Partial restoration = 8%
- Hold reduced service level= 28%
- Suspended = 18%

Improved Service	Restored			Partial Restoration	Hold Reduced Level		Suspended	
33	2	519	805	612	3	473	2X	608
35	4	F522	806	626	11	F504	35M	616
72	6	525	807	627	17	F514	307	809
201	9	551	822	701 (Blue)	41	F518	313	864
217	21	F578	831	703 (Red)	45	F546	320	
509	39	601	841	704 (Green)	47	F547	354	
520	F94	603	850	720 (S-Line)	54	F556	F402	
821	200	606	862	750 (FR)	62	F570	456	
871	209	F618	902	830 (UVX)	205	F590	460	
	213	F620	919		220	604	461	
	218	628	920		223	F605	462	
	240	630	953		227	613	463	
	451	F638			232	625	471	
	F453	640			248	645	472	
	455	650			F400	833	526	
	470	667			454	834	F534	

# Operator Barriers



- **113** currently installed on Gillig and Paratransit buses
- Completed final design for UVX and electric buses
- Starting design process on MCI Coaches
- Goal is to be **100%** complete by August Change Day



UTAH TRANSIT AUTHORITY



# Mask Distribution



- **Mandated Masks System-Wide**

- Masks available on vehicles
- Distributing 22,000 masks per week



# Questions?

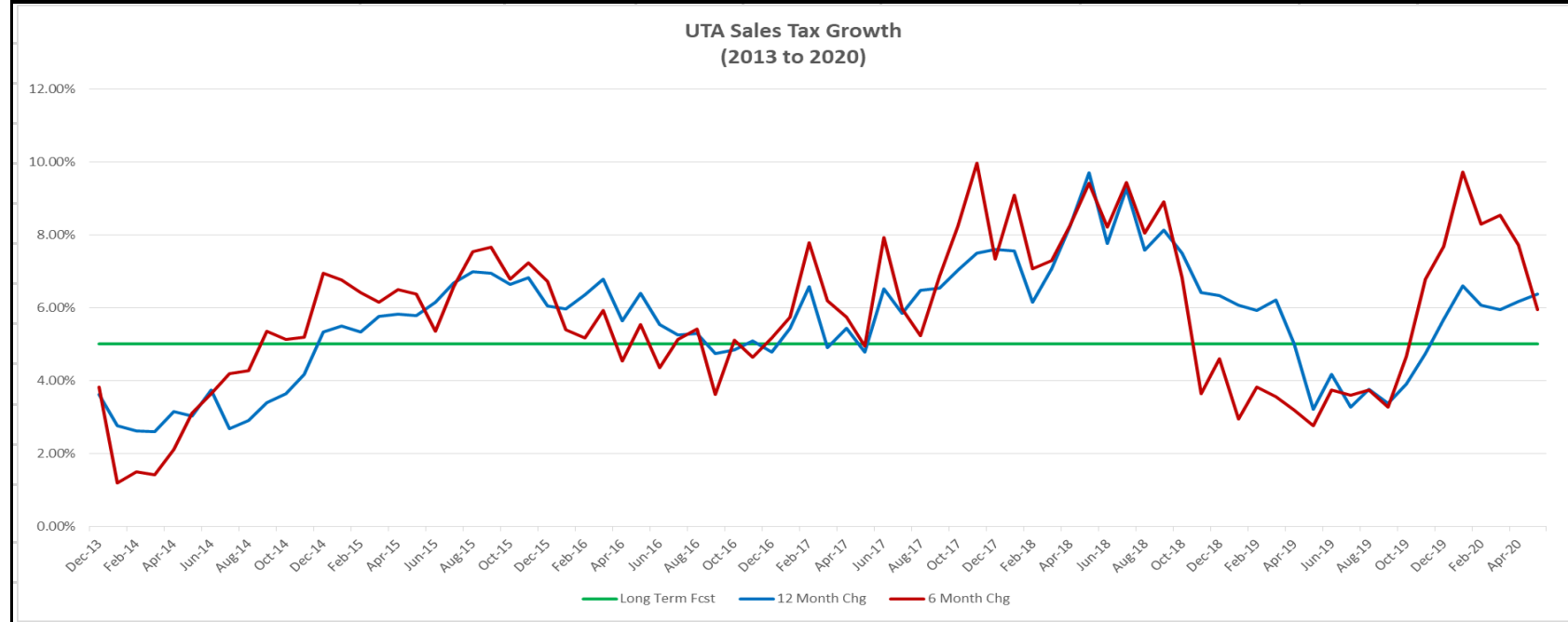


# Financial Report – June 2020


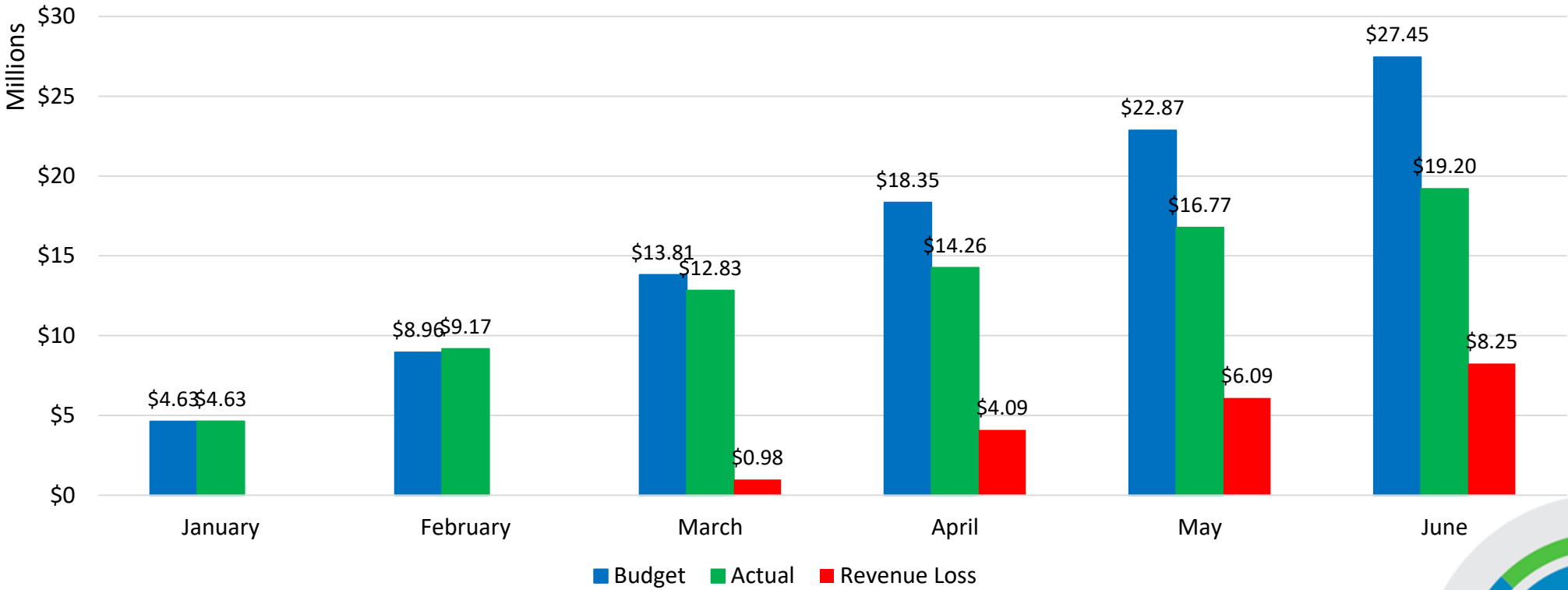


# June 2020 Dashboard

Financial Metrics			Fav/ (Unfav)				Fav/ (Unfav)	
	June Actual	June Budget		%	YTD Actual	YTD Budget		%
Sales Tax (May '20 mm \$)	\$ 28.1	\$ 28.8	\$ (0.68)	-2.4%	\$ 134.2	\$ 134.4	\$ (0.19)	-0.1%
Fare Revenue (mm)	\$ 2.4	\$ 4.6	\$ (2.16)	-47.1%	\$ 19.2	\$ 27.5	\$ (8.25)	-30.1%
Operating Exp (mm)	\$ 23.1	\$ 25.8	\$ 2.74	10.6%	\$ 142.5	\$ 156.1	\$ 13.55	8.7%
Subsidy Per Rider (SPR)	\$ 14.74	\$ 5.88	\$ (8.86)	-150.7%	\$ 8.79	\$ 5.88	\$ (2.91)	-49.5%
UTA Diesel Price (\$/gal)	\$ 1.24	\$ 2.50	\$ 1.26	50.3%	\$ 1.46	\$ 2.50	\$ 1.04	41.5%
Operating Metrics	June Actual	Jun-19	F/ (UF)	%	YTD Actual	YTD 2019	F/ (UF)	%
Ridership (mm)	1.40	3.19	(1.8)	-56.0%	14.02	21.57	(7.6)	-35.0%
Alternative Fuels	CNG Price (Diesel Gal Equiv)		\$ 1.35					

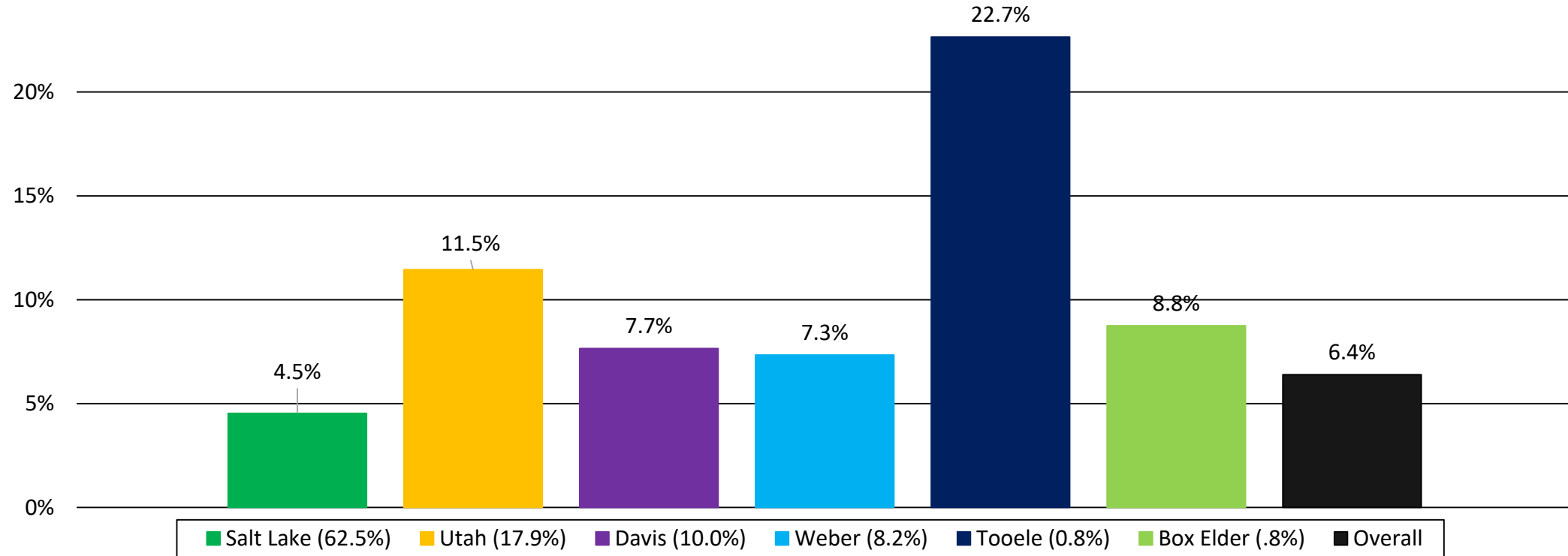


# 2020 Passenger Revenues Thru June 30


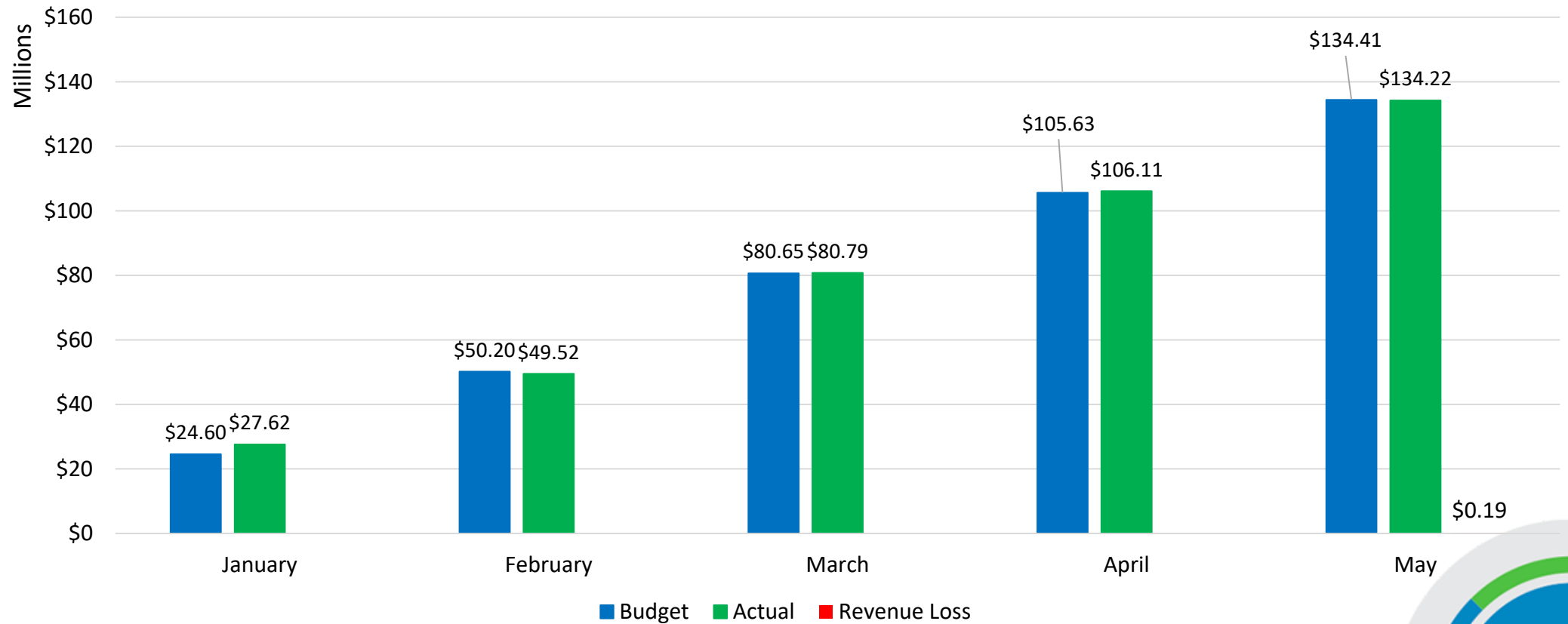


# Sales Tax Collections

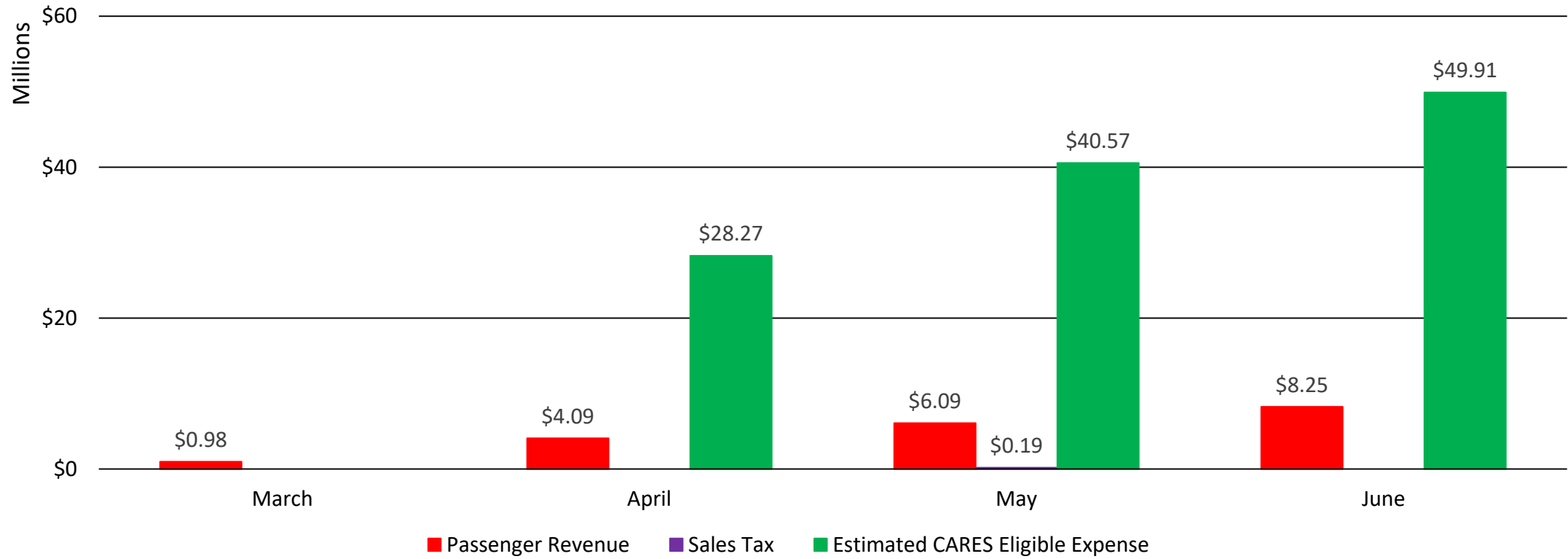
(Percentage Growth 2020 over 2019 for 12 months ended July 31)



# 2020 Sales Tax Revenues Thru May



# YTD Revenue Loss and CARES Funding Estimates


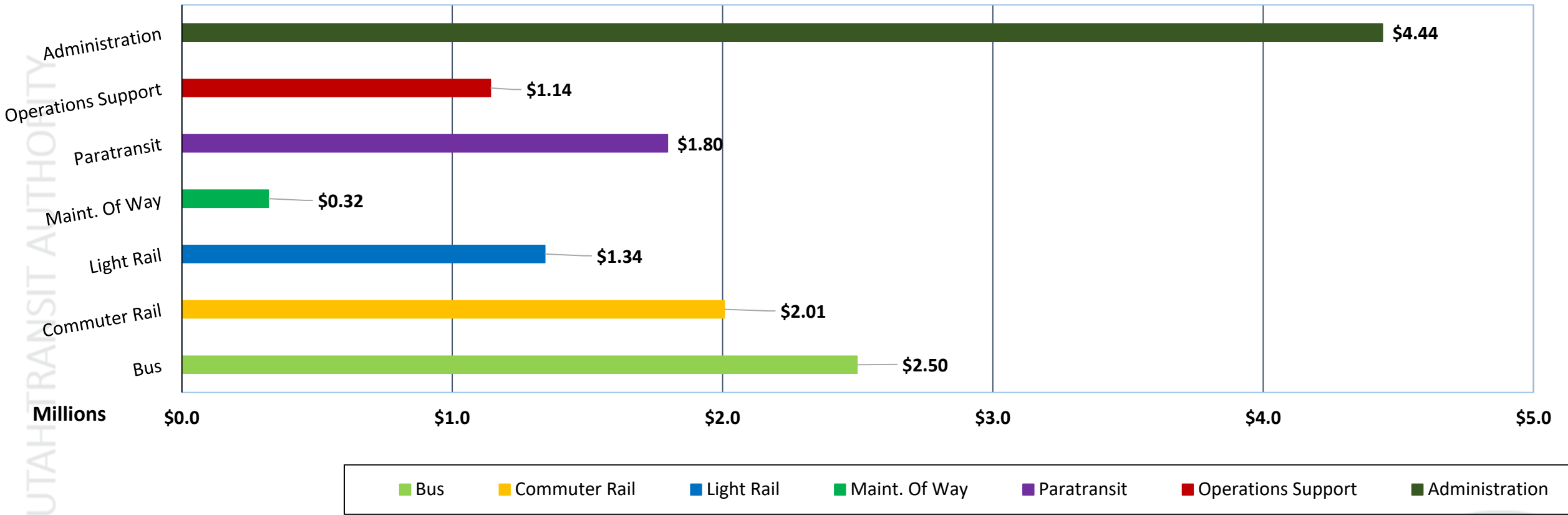


Note: Passenger Revenue loss thru June; Sales Tax loss thru May


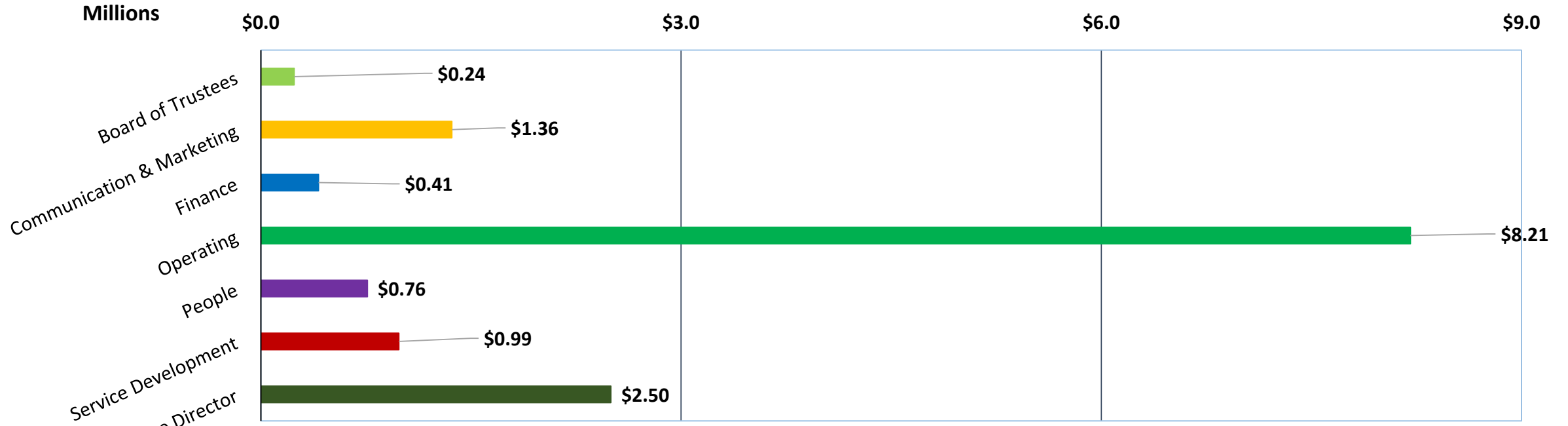





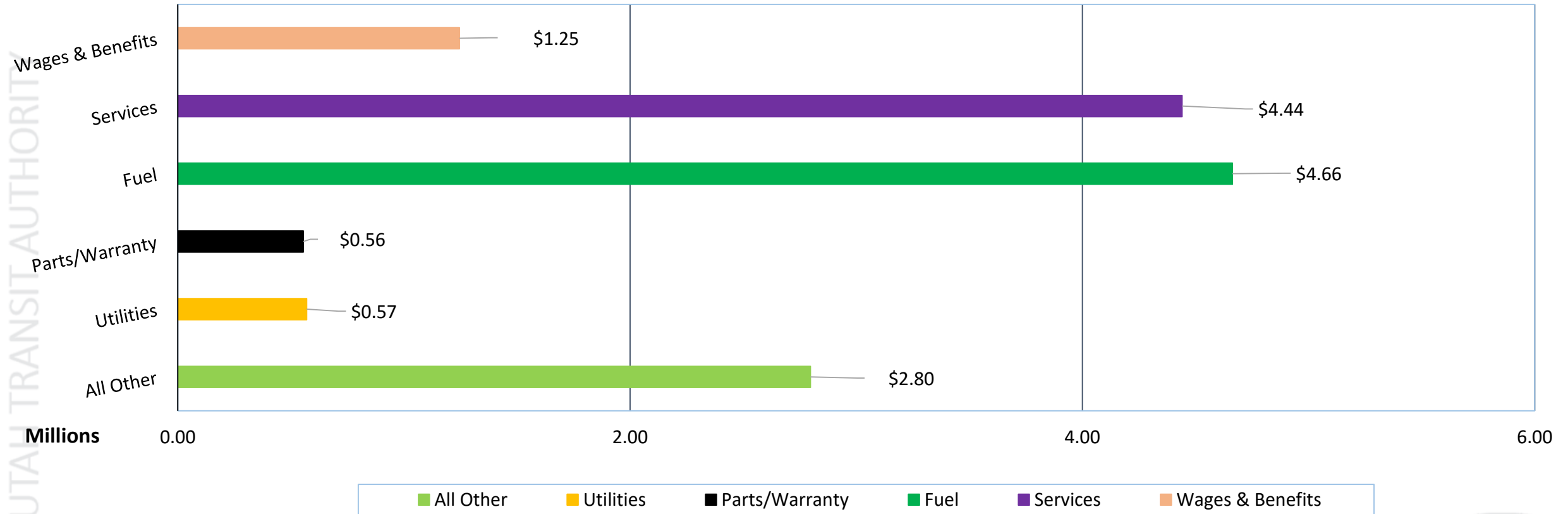
# 2020 Expense Thru June 30 – Variance by Mode



# 2020 Expense Thru June 30 - Variance by Chief Officer



# 2020 Expense Thru June 30 - Variance by Type



# Investment Report – Second Quarter 2020



# Investments at June 30, 2020

Institution	Amount	Yield
Zions Capital Advisors	\$29,079,059	1.328%
Zions Bank	19,188,212	0.090%
PTIF	247,759,680	0.948%
Totals	\$296,026,952	0.930%

There were no direct investments held by UTA during the quarter.

# Benchmark Comparisons

## Second Quarter 2020

Institution	April	May	June
Zions Capital Advisors	1.699%	1.382%	1.328%
PTIF	1.440%	1.195%	0.948%
Benchmark Returns*	0.090%	0.140%	0.160%

\* Benchmark return is the higher of the 3-Month Treasury Bill or the Fed Funds rate.

# Resolutions



**R2020-08-01**

**Resolution Giving Special Tribute, Due Honor, and  
Recognition to Chief Financial Officer and  
Treasurer/Secretary of the Authority, Robert K. Biles**





# **Recommended Action (by roll call)**

Motion to approve R2020-08-01

Resolution Giving Special Tribute, Due Honor, and Recognition to Chief Financial Officer and Treasurer/Secretary of the Authority, Robert K. Biles



**R2020-08-02**

**Resolution Appointing Annette Royle as Officer and Secretary, and Bryan Steele as Officer and Treasurer of the Authority**



# Recommended Action (by roll call)

Motion to approve R2020-08-02

Resolution Appointing Annette Royle as Officer and Secretary, and Bryan Steele as Officer and Treasurer of the Authority



# Oath of Office

- a. Oath of Office: Secretary of the Authority – Annette Royle
- b. Oath of Office: Treasurer of the Authority – Bryan Steele



# Contracts, Disbursement, and Grants



# **Contract: 650 South Main Street TRAX Station Design (CRSA Architecture Planning Interiors)**

---

## **Recommended Action (by acclamation)**

Motion to approve contract as presented in meeting materials



# **Contract: Service Planning Software (Remix Software, Inc.)**

---

## **Recommended Action (by acclamation)**

Motion to approve contract as presented in meeting materials



# **Change Order: Advertising Contract Extension (Lamar Transit Advertising)**

---

## **Recommended Action (by acclamation)**

Motion to approve change order as presented in meeting materials





**Change Order: Grade Crossing Panel, Tub Replacement,  
Rehabilitation Phase 2 –  
On-Call Maintenance Task Order #119  
(Stacy and Witbeck, Inc.)**

---

**Recommended Action  
(by acclamation)**

Motion to approve change order as presented in meeting materials



# **Real Estate Contract: Property Acquisition Settlement Agreement – 212 East University Parkway, Orem, Utah (Jeffs, Jeffs, and Naylor, L.C.)**

---

## **Recommended Action (by acclamation)**

Motion to approve real estate contract as presented in meeting materials



# Property Overview



<b>Owner</b>	Jeffs, Jeffs, and Naylor, L.C.
<b>Purpose of Acquisition</b>	Provo-Orem BRT Right-of-Way
<b>Location</b>	212 East University Parkway, Orem, UT
<b>Fee Acquisition</b>	5,538 square feet (0.13 acres)
<b>Public Utility Easement</b>	1,262 square feet (0.03 acres)
<b>Total Settlement</b>	\$380,000

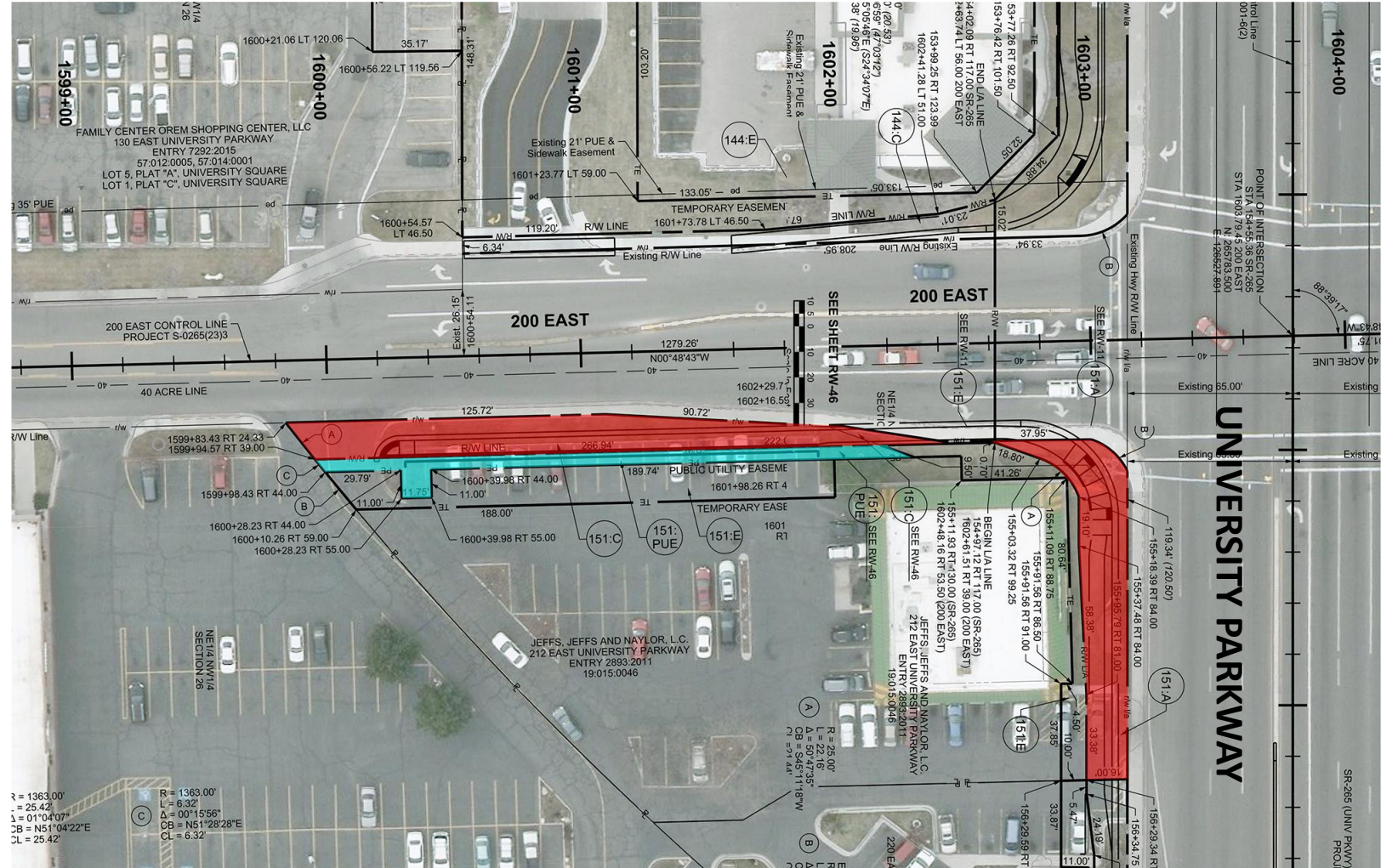
# Property Context Map



Fee Acquisition



Public Utility Easement



# Request



1. Approve the Settlement Agreement
2. Authorize Executive Director to execute the agreement and related documents

# **Real Estate Contract: Property Acquisition Settlement Agreement – 212 East University Parkway, Orem, Utah (Jeffs, Jeffs, and Naylor, L.C.)**

---

## **Recommended Action (by acclamation)**

Motion to approve real estate contract as presented in meeting materials



# Other Business

- a. Next meeting on August 12, 2020 at 9:00 a.m.



**Adjourn**

